



Reed Contact Magnetic Sensors Ø 12

REED CONTACT MAGNETIC PROXIMITY SENSORS

- Metal and plastic housing
- 2 μ S delay on activation
- 2 m integral cable
- Choiche of magnets

SM Series



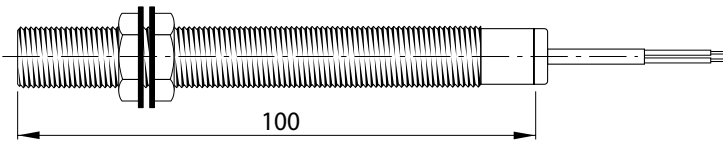
Identification code

SM	07
SERIES SM	
NO - Length 30mm	07
NO + NC - Length 30mm	08
POWER NO - Length 30mm	09 ⁽²⁾
POWER NO - Length 70mm	13 ⁽¹⁾
POWER NO+NC - Length 30mm	14 ⁽³⁾
NO - Length 100mm - plastic	19 ⁽²⁾
POWER NO - Length 100mm - plastic	21
BISTABLE - Length 100mm - plastic	22 ⁽³⁾

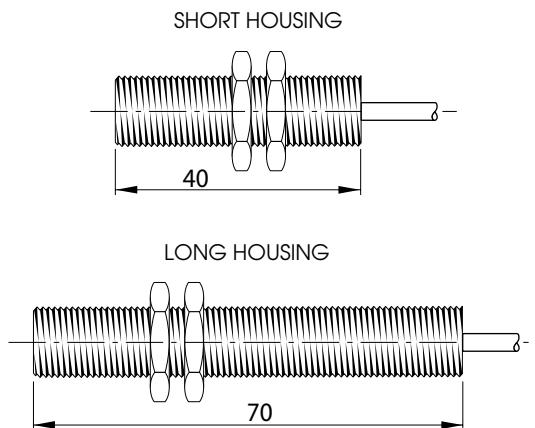
MAX. VOLTAGE	230 V AC
MAX. CURRENT	0.5 A
POWER	10 W/VA
SWITCHING FREQUENCY	200 Hz
DELAY ON ACTIVATION	2 mS
REPEATABILITY	± 0.3 mm
TEMPERATURE LIMITS	-25 + +70°C
PROTECTION DEGREE	IP 67
CABLE LENGTH	2m
CABLE SECTION	3 x 0.50 mm ²
HOUSING MATERIAL	Nickel-plated brass

(1) Power: 100W; I=3A
 (2) Power: 50W; I=1A
 (3) Power: 60W; I=3A

Plastic housing models dimensions (mm)




Metal housing models dimensions (mm)




Wiring diagrams

NO CONTACT

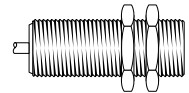


NO + NC CONTACT



Reed contact sensor / magnet switching distance (mm)

DIAMETER 12
 Distance Hysteresis



24 12 (Power)	5 7 (Power)	MG01
22 10 (Power)	5 6 (Power)	MG02
6 0 (Power)	2.5 0 (Power)	MG03
22 22 (Power)	9 9 (Power)	MG04
20 20 (Power)	9 9 (Power)	MG05

WARNING: The data specified in this table have an approximate value because they depend on the magnet position, on the material on which it is applied (ferromagnetic or not) and because they are related to the magnet during the frontal approach. Reed contact sensors can be also activated laterally considering that switching distances are always influenced by the magnet position and orientation besides the material on which it is applied (ferromagnetic or not).

Magnets dimensions (mm)

